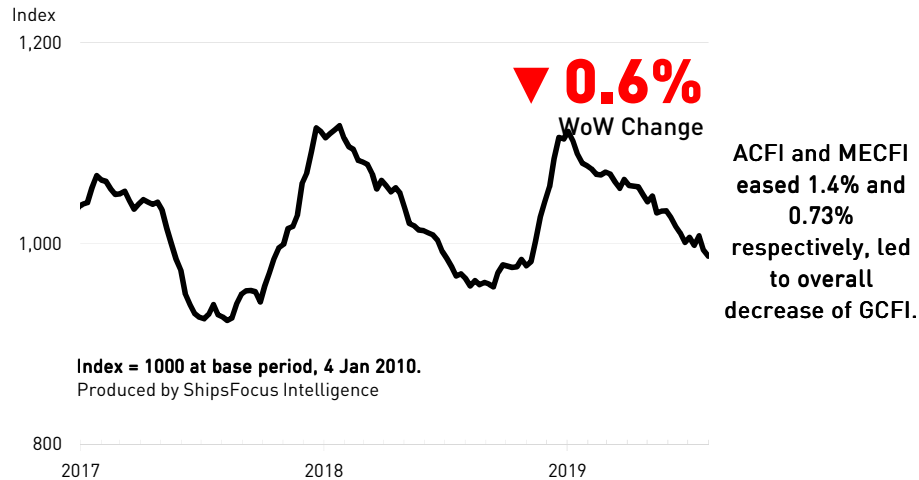


ShipsFocus Weekly Chemical Shipping Report

Week 32, 2019

Global Chemical Freight Index (GCFI)



Asian Chemical Freight Rates

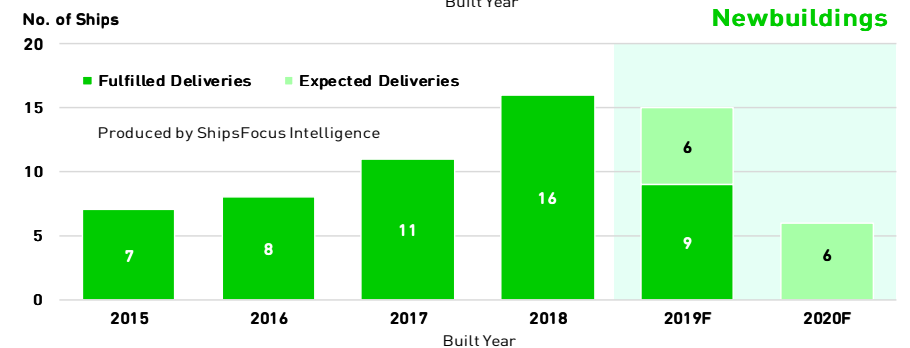
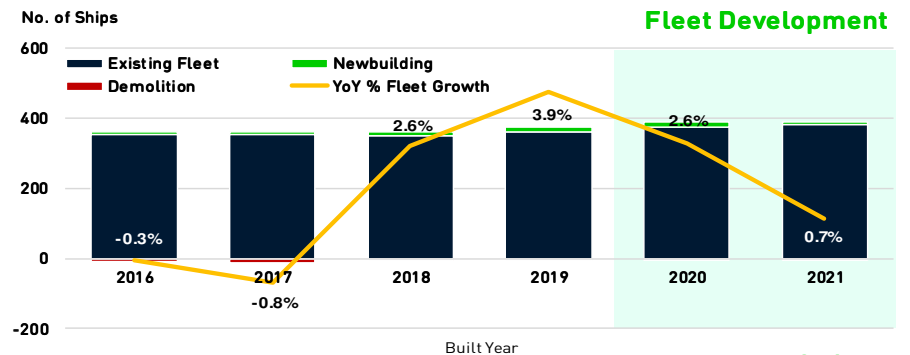
Cargo	Trade	This issue	Last issue	Change	12-Week Trend
Bulk Chemicals	5kt ME Gulf/NE Asia	43.25	43.75	-1.1%	
	5kt SE Asia/NE Asia	32.25	32.75	-1.5%	
	3kt Intra-NE Asia	20.75	21.00	-1.2%	
Palm Oil	12kt E.Msia/China	27.50	28.00	-1.8%	
	12kt Straits/WC India	30.25	30.50	-0.8%	
	40kt Straits/EU	43.75	44.00	-0.6%	

Copyright © 2019 ShipsFocus Intelligence

Ship Type: 13,000DWT Coated Chemical Tanker

	This issue	Last issue	Change	12-Month Trend
ShipsFocus Bunker Price Index	2,526	2,485	1.6%	
1-Year Time-Charter Rate (USD/day)	8,425	8,450	-0.3%	
5-Year S&P Price Indicator (USD mil)	11.6	10.6	10.2%	

* The ShipsFocus Chemical Tanker Price Indicator is a theoretical measure of S&P price per unit tonnage, adjusted to NB resale price.



ShipsFocus Intelligence Pte. Ltd.
a member of the ShipsFocus Group

<http://www.shipsfocus.com/enquiry@shipsfocus.com>