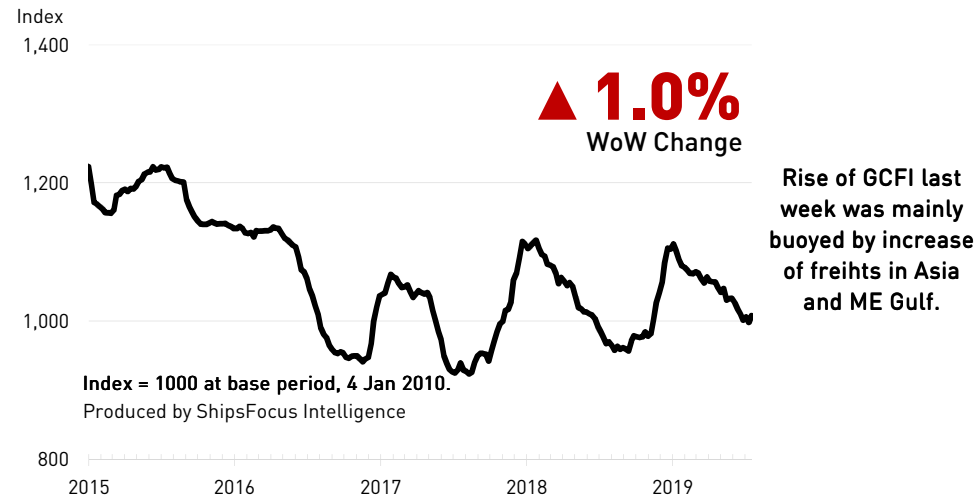


# ShipsFocus Weekly Chemical Shipping Report

Week 30, 2019

## Global Chemical Freight Index (GCFI)



## Asian Chemical Freight Rates

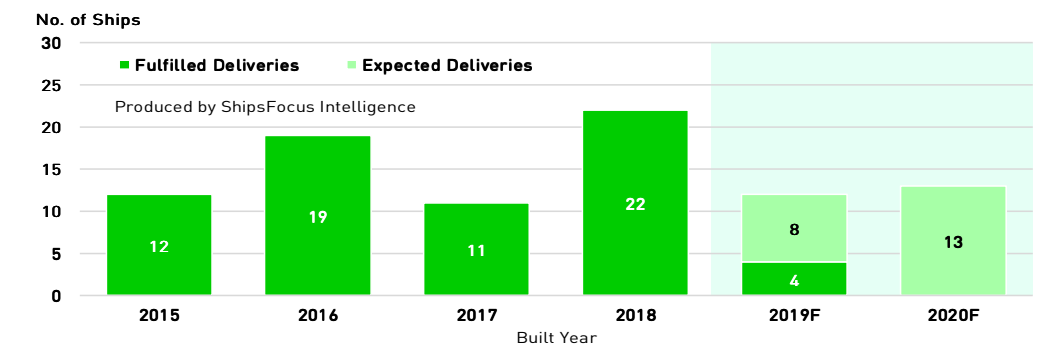
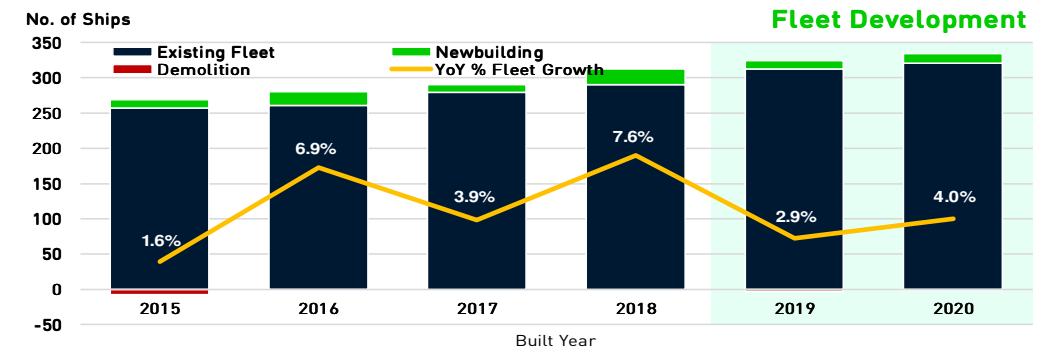
Cargo	Trade	This issue	Last issue	Change	12-Week Trend
Bulk Chemicals	5kt ME Gulf/NE Asia	44.25	43.75	1.1%	
	5kt SE Asia/NE Asia	33.25	32.75	1.5%	
	3kt Intra-NE Asia	21.50	21.00	2.4%	
Palm Oil	12kt E.Msia/China	28.25	28.00	0.9%	
	12kt Straits/WC India	30.75	31.00	-0.8%	
	40kt Straits/EU	44.25	44.00	0.6%	

Copyright © 2019 ShipsFocus Intelligence

## Ship Type: 19,900DWT STST Chemical Tanker

	This issue	Last issue	Change	12-Month Trend
ShipsFocus Bunker Price Index	2,573	2,621	-1.9%	weekly
1-Year Time-Charter Rate (USD/day)	12,800	12,750	0.4%	weekly
5-Year S&P Price Indicator (USD mil)	18.1	23.7	-23.6%	quarterly

\* The ShipsFocus Chemical Tanker Price Indicator is a theoretical measure of S&P price per unit tonnage, adjusted to NB resale price.



**ShipsFocus Intelligence Pte. Ltd.**  
a member of the ShipsFocus Group

<http://www.shipsfocus.com/enquiry@shipsfocus.com>