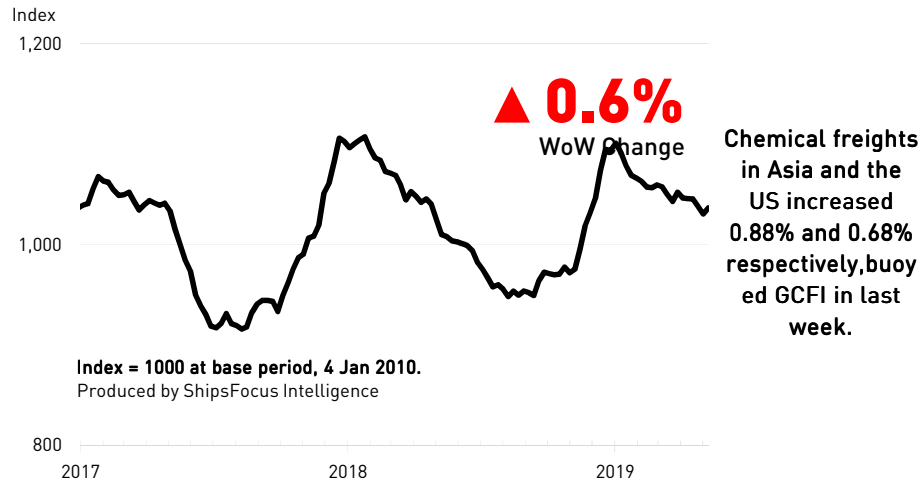


ShipsFocus Weekly Chemical Shipping Report

Week 20, 2019

Global Chemical Freight Index (GCFI)



Asian Chemical Freight Rates

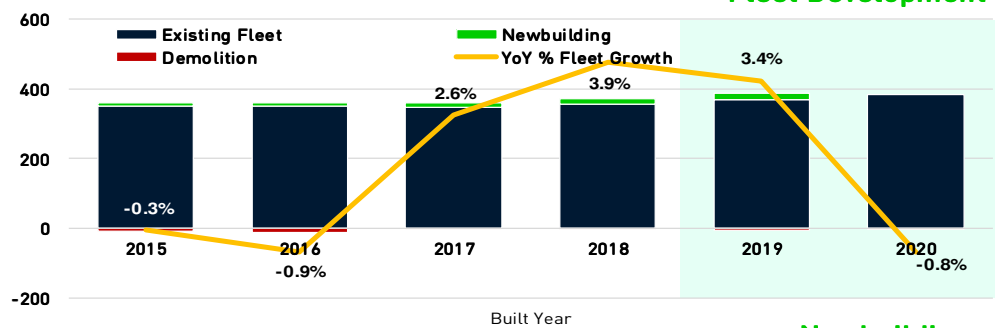
Cargo	Trade	This issue	Last issue	Change	12-Week Trend
Bulk Chemicals	5kt ME Gulf/NE Asia	44.75	44.50	0.6%	
	5kt SE Asia/NE Asia	33.50	33.25	0.8%	
	3kt Intra-NE Asia	25.75	25.50	1.0%	
Palm Oil	12kt E.Msia/China	31.25	30.50	2.5%	
	12kt Straits/WC India	32.00	31.00	3.2%	
	40kt Straits/EU	43.50	44.00	-1.1%	

Ship Type: 13,000DWT Coated Chemical Tanker

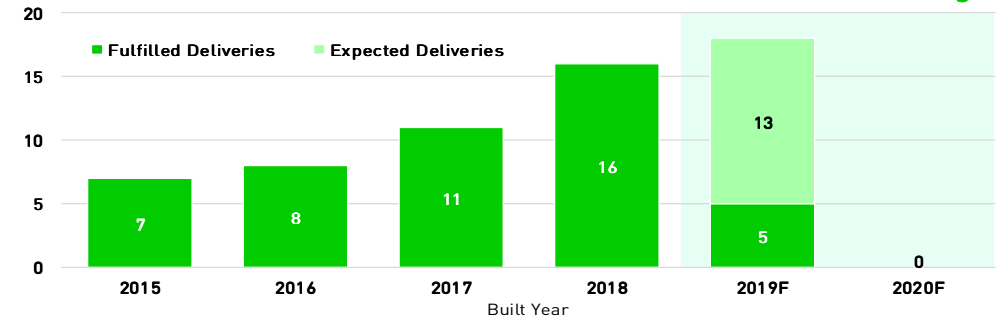
	This issue	Last issue	Change	12-Month Trend
ShipsFocus Bunker Price Index	2,536	2,560	-0.9%	
1-Year Time-Charter Rate (USD/day)	8,450	8,500	-0.6%	
5-Year S&P Price Indicator (USD mil)	11.6	10.6	10.2%	

* The ShipsFocus Chemical Tanker Price Indicator is a theoretical measure of S&P price per unit tonnage, adjusted to NB resale price.

No. of Ships



No. of Ships



Copyright © 2019 ShipsFocus Intelligence



ShipsFocus Intelligence Pte. Ltd.
a member of the ShipsFocus Group

<http://www.shipsfocus.com/>
enquiry@shipsfocus.com