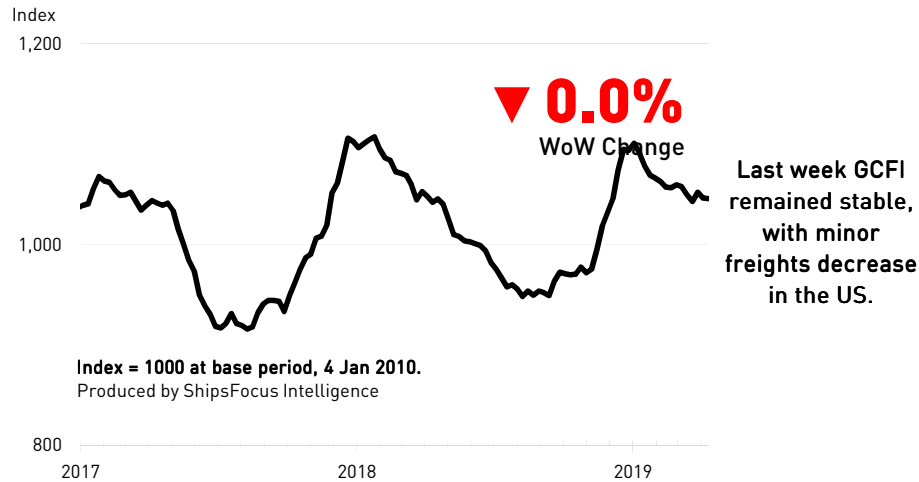


# ShipsFocus Weekly Chemical Shipping Report

Week 16, 2019

## Global Chemical Freight Index (GCFI)



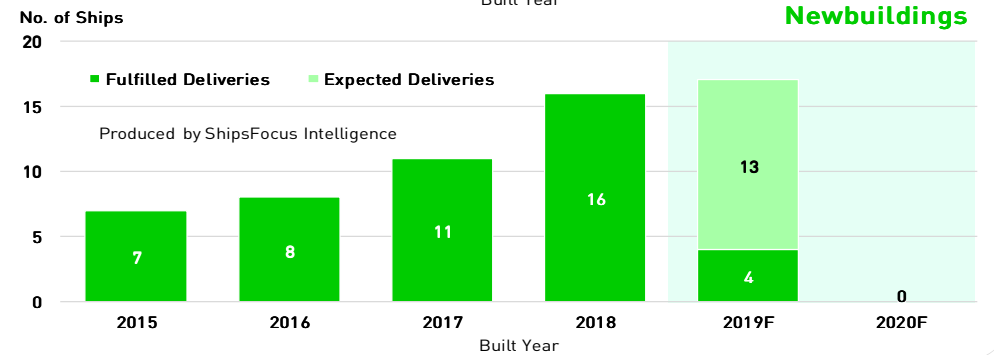
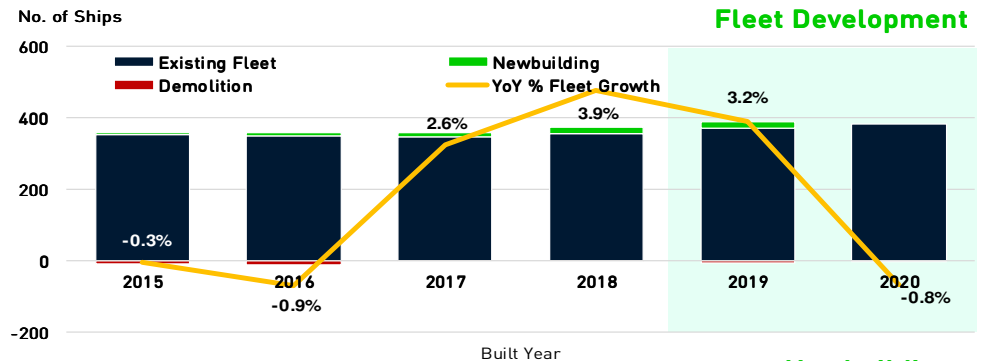
## Asian Chemical Freight Rates

Cargo	Trade	This issue	Last issue	Change	12-Week Trend
Bulk Chemicals	5kt ME Gulf/NE Asia	45.00	44.75	0.6%	
	5kt SE Asia/NE Asia	33.75	33.50	0.7%	
	3kt Intra-NE Asia	26.00	25.75	1.0%	
Palm Oil	12kt E.Msia/China	30.75	30.25	1.7%	
	12kt Straits/WC India	33.00	32.75	0.8%	
	40kt Straits/EU	43.25	43.00	0.6%	

## Ship Type: 13,000DWT Coated Chemical Tanker

	This issue	Last issue	Change	12-Month Trend
ShipsFocus Bunker Price Index	2,619	2,617	0.1%	
1-Year Time-Charter Rate (USD/day)	8,750	8,725	0.3%	
5-Year S&P Price Indicator (USD mil)	11.6	10.6	10.2%	

\* The ShipsFocus Chemical Tanker Price Indicator is a theoretical measure of S&P price per unit tonnage, adjusted to NB resale price.



Copyright © 2019 ShipsFocus Intelligence



ShipsFocus Intelligence Pte. Ltd.  
a member of the ShipsFocus Group

<http://www.shipsfocus.com/enquiry@shipsfocus.com>