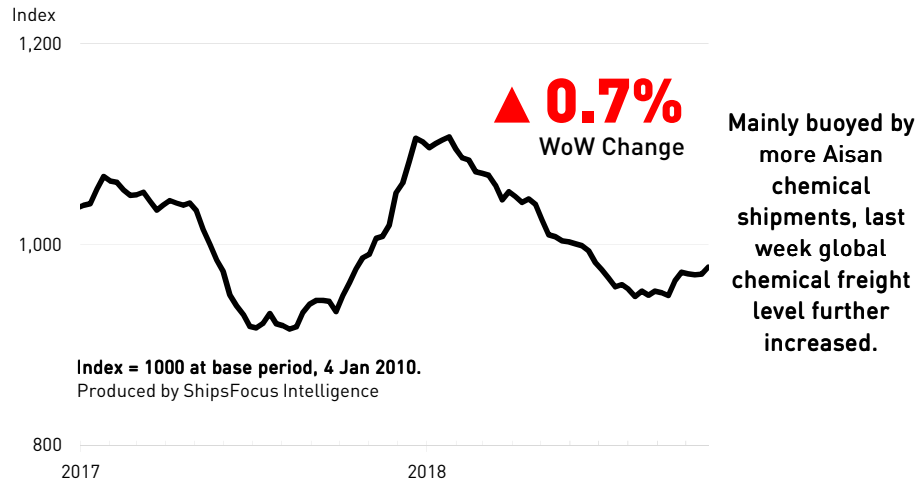


# ShipsFocus Weekly Chemical Shipping Report

Week 44, 2018

## Global Chemical Freight Index (GCFI)



## Asian Chemical Freight Rates

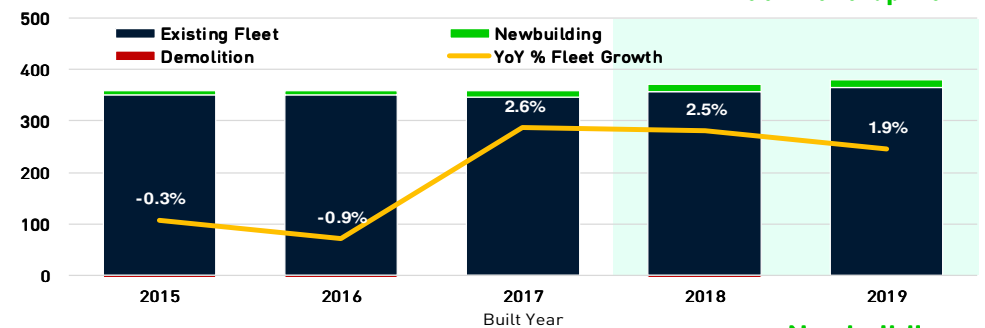
Cargo	Trade	This issue	Last issue	Change	12-Week Trend
Bulk Chemicals	5kt ME Gulf/NE Asia	42.75	42.50	0.6%	
	5kt SE Asia/NE Asia	27.75	27.50	0.9%	
	5kt Intra-NE Asia	26.25	26.00	1.0%	
Palm Oil	12kt E.Msia/China	29.00	29.50	-1.7%	
	12kt Straits/WC India	31.25	31.50	-0.8%	
	40kt Straits/EU-Cont	40.50	41.00	-1.2%	

## Ship Type: 13,000DWT Coated Chemical Tanker

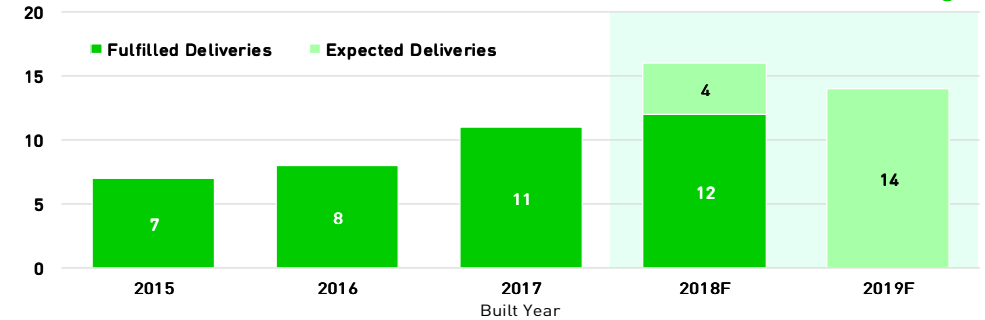
	This issue	Last issue	Change	12-Month Trend
ShipsFocus Bunker Price Index	2,950	2,933	0.6%	
1-Year Time-Charter Rate (USD/day)	8,700	8,650	0.6%	
5-Year S&P Price Indicator (USD mil)	13.5	13.0	3.7%	

\* The ShipsFocus Chemical Tanker Price Indicator is a theoretical measure of S&P price per unit tonnage, adjusted to NB resale price.

### No. of Ships



### No. of Ships



Copyright © 2018 ShipsFocus Intelligence



**ShipsFocus Intelligence Pte. Ltd.**  
a member of the ShipsFocus Group

<http://www.shipsfocus.com/enquiry@shipsfocus.com>