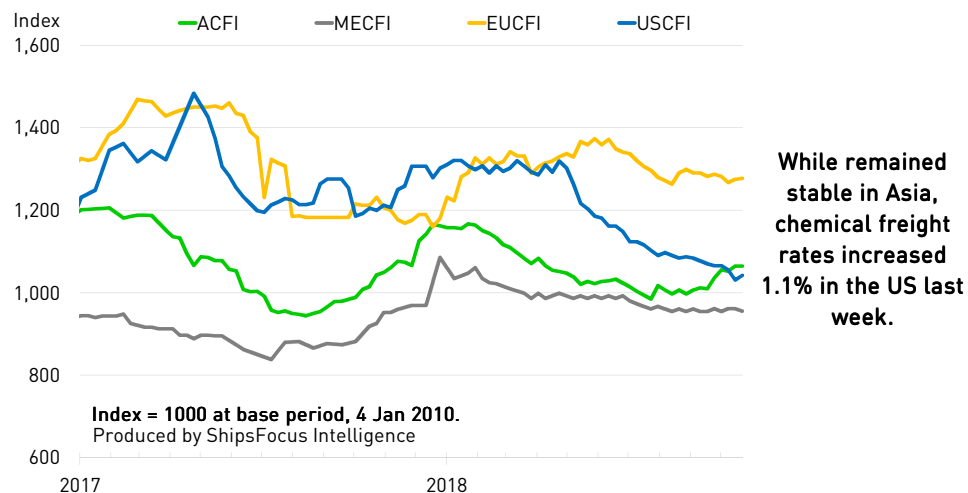


ShipsFocus Weekly Chemical Shipping Report

Week 43, 2018

ShipsFocus Global Chemical Freight Indices



Asian Chemical Freight Rates

Cargo	Trade	This issue	Last issue	Change	12-Week Trend
Bulk Chemicals	5kt ME Gulf/NE Asia	42.50	42.75	-0.6%	
	5kt SE Asia/NE Asia	27.50	27.75	-0.9%	
	5kt Intra-NE Asia	26.00	25.75	1.0%	
Palm Oil	12kt E.Msia/China	29.50	30.00	-1.7%	
	12kt Straits/WC India	31.50	29.50	6.8%	
	40kt Straits/EU-Cont	41.00	41.00	0.0%	

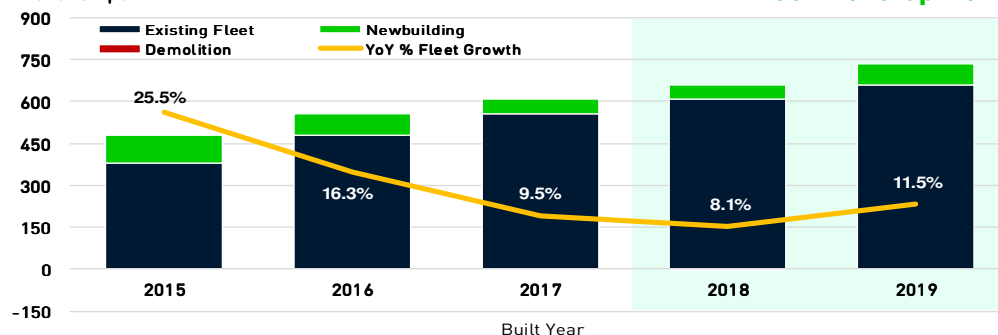
Copyright © 2018 ShipsFocus Intelligence

Ship Type: 49-52kDWT Chemical & Product Tanker

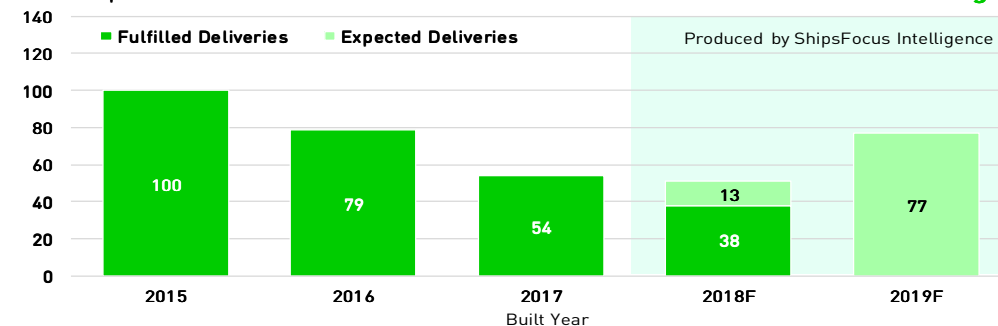
	This issue	Last issue	Change	12-Month Trend
ShipsFocus Bunker Price Index	2,932	2,964	-1.1%	
1-Year Time-Charter Rate (USD/day)	12,300	12,350	-0.4%	
5-Year S&P Price Indicator (USD mil)	22.3	24.4	-8.6%	

* The ShipsFocus Chemical Tanker Price Indicator is a theoretical measure of S&P price per unit tonnage, adjusted to NB resale price.

No. of Ships



No. of Ships



ShipsFocus Intelligence Pte. Ltd.
a member of the ShipsFocus Group

<http://www.shipsfocus.com/enquiry@shipsfocus.com>