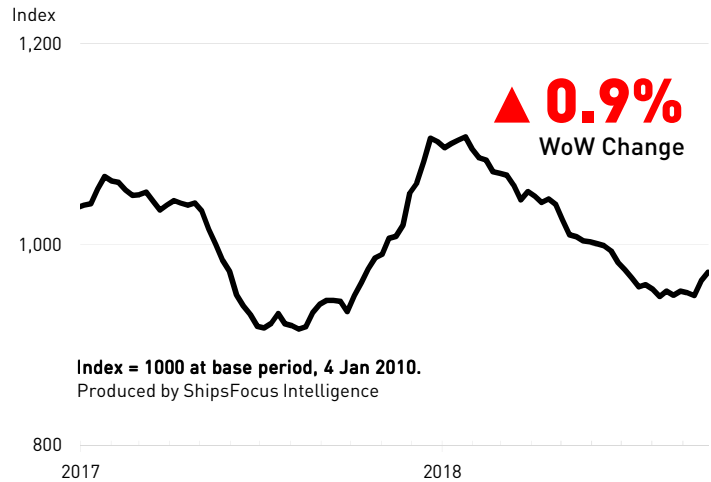


# ShipsFocus Weekly Chemical Shipping Report

Week 40, 2018

## Global Chemical Freight Index (GCFI)



Buoyed by growth in Asian chemical shipments, GCFI recovered to the highest level since min-Jul this year.

## Asian Chemical Freight Rates

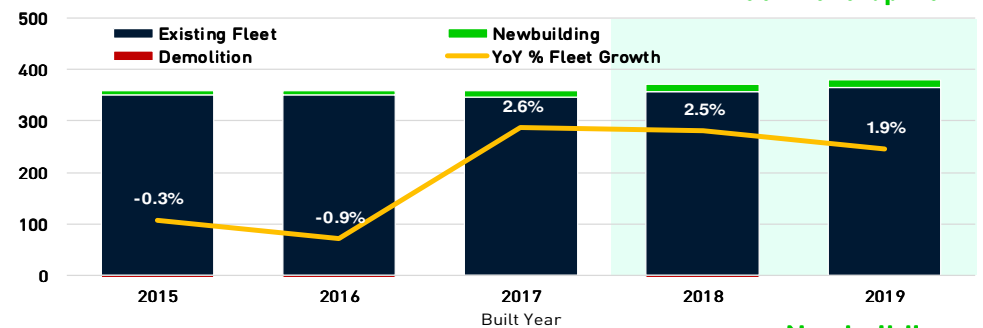
Cargo	Trade	This issue	Last issue	Change	12-Week Trend
Bulk Chemicals	5kt ME Gulf/NE Asia	42.25	42.75	-1.2%	
	5kt SE Asia/NE Asia	27.50	27.75	-0.9%	
	5kt Intra-NE Asia	25.50	24.00	6.3%	
Palm Oil	12kt E.Msia/China	28.50	29.00	-1.7%	
	12kt Straits/WC India	28.50	28.50	0.0%	
	40kt Straits/EU-Cont	41.00	40.50	1.2%	

## Ship Type: 13,000DWT Coated Chemical Tanker

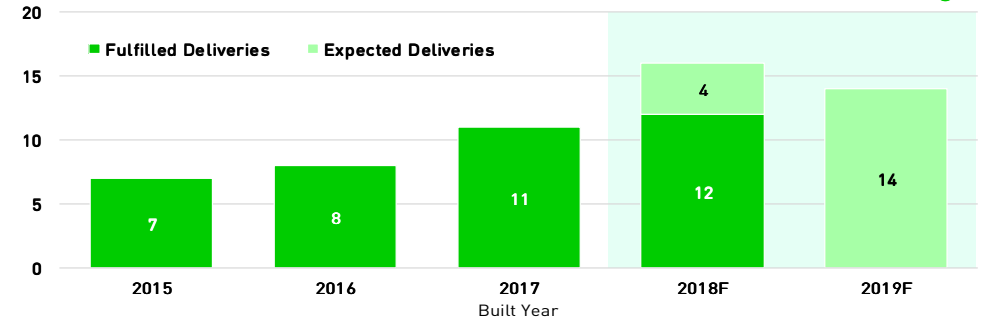
	This issue	Last issue	Change	12-Month Trend
ShipsFocus Bunker Price Index	2,997	2,863	4.7%	weekly
1-Year Time-Charter Rate (USD/day)	8,800	8,850	-0.6%	weekly
5-Year S&P Price Indicator (USD mil)	13.5	13.0	3.7%	quarterly

\* The ShipsFocus Chemical Tanker Price Indicator is a theoretical measure of S&P price per unit tonnage, adjusted to NB resale price.

### No. of Ships



### No. of Ships



Copyright © 2018 ShipsFocus Intelligence



ShipsFocus Intelligence Pte. Ltd.  
a member of the ShipsFocus Group

<http://www.shipsfocus.com/>  
[enquiry@shipsfocus.com](mailto:enquiry@shipsfocus.com)