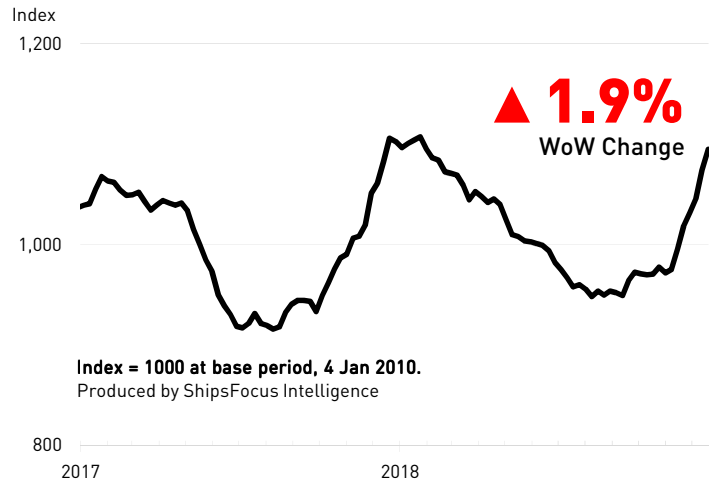


ShipsFocus Weekly Chemical Shipping Report

Week 52, 2018

Global Chemical Freight Index (GCFI)



In Dec 2018, freight rates in major Asian chemical trade routes recorded a further uptick as expected seasonally towards the end of the year.

Asian Chemical Freight Rates

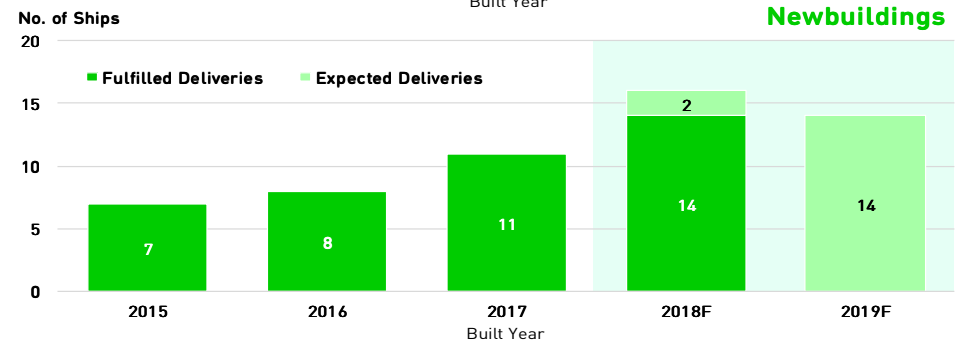
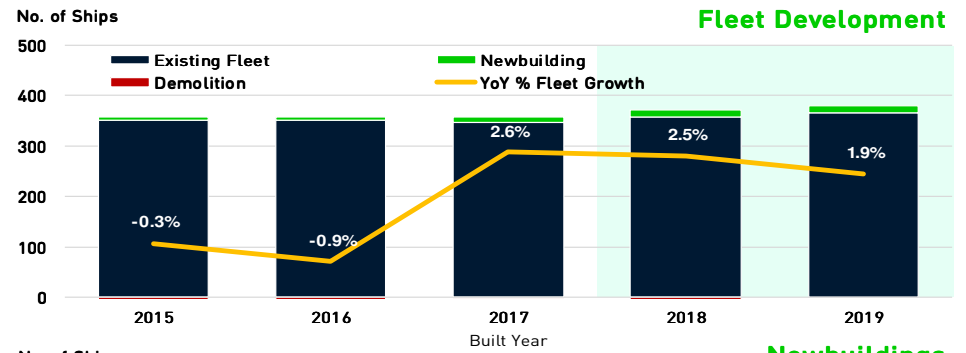
Cargo	Trade	This issue	Last issue	Change	12-Week Trend
Bulk Chemicals	5kt ME Gulf/NE Asia	46.75	46.25	1.1%	
	5kt SE Asia/NE Asia	35.25	34.75	1.4%	
	5kt Intra-NE Asia	28.25	27.75	1.8%	
Palm Oil	12kt E.Msia/China	31.00	29.00	6.9%	
	12kt Straits/WC India	34.50	33.50	3.0%	
	40kt Straits/EU-Cont	43.50	41.00	6.1%	

USD/MT

Ship Type: 13,000DWT Coated Chemical Tanker

	This issue	Last issue	Change	12-Month Trend
ShipsFocus Bunker Price Index	2,094	2,172	-3.6%	
1-Year Time-Charter Rate (USD/day)	9,075	9,000	0.8%	
5-Year S&P Price Indicator (USD mil)	13.5	13.0	3.7%	

* The ShipsFocus Chemical Tanker Price Indicator is a theoretical measure of S&P price per unit tonnage, adjusted to NB resale price.



Copyright © 2018 ShipsFocus Intelligence



ShipsFocus Intelligence Pte. Ltd.
a member of the ShipsFocus Group

<http://www.shipsfocus.com/enquiry@shipsfocus.com>